

## FACULTY INTRO TEMPLATE LAYOUT/OPTIONS

The image shows a screenshot of a web page for a faculty member at Cuyamaca College. The page is annotated with several boxes and arrows to highlight key layout elements:

- TOP**: A yellow banner at the top of the page.
- Navigation**: A dark blue bar containing links for Future Students, Current Students, Alumni & Friends, and Faculty & Staff. It also includes a search box and logos for WA Web Advisor and Bb Blackboard.
- College Logo**: The Cuyamaca College logo and name.
- Service Icons**: Five icons representing Programs & Departments, Student Services, Campus Life, News & Events, and About Us.
- Breadcrumbs**: A path showing the user's location: Home » Faculty/Staff » Faculty/Staff » John Smith.
- Faculty Member Image**: A box pointing to the profile picture of John Smith.
- Left Navigation**: A box pointing to a vertical menu on the left with links: Faculty/Staff, Blackboard, WebAdvisor, Classified Senate, Unions, Forms Depot, and Human Resources.
- Department**: A box pointing to the text "Department(s): American Collegiate English, American Sign Language".
- Contact Information**: A box pointing to the "Contact Info:" section, which includes email, phone, fax, and office hours.

**MAIN AREA/BOTTOM**

- Online Success for Faculty
- Staff Email
- Our Faculty

**Course Accordions**

**Course(s):**

[Expand All](#) | [Collapse All](#)


- ▶ [Test course 1 - 1](#)
- ▶ [Test course 2 - 2](#)
- ▶ [Test course 3 - 3](#)







**Instructor Content**


**About John Smith**

**Lorem Ipsum** is simply dummy text of the printing and typesetting industry. Lorem Ipsum has been the industry's standard dummy text ever since the 1500s, when an unknown printer took a galley of type and scrambled it to make a type specimen book. It has survived not only five centuries, but also the leap into electronic typesetting, remaining essentially unchanged. It was popularised in the 1960s with the release of Letraset sheets containing Lorem Ipsum passages, and more recently with desktop publishing software like Aldus PageMaker including versions of Lorem Ipsum.

 **CUYAMACA COLLEGE**  
900 Rancho San Diego Parkway  
El Cajon, California 92019  
619-660-4000


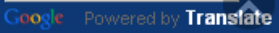
**CONTACT US**  
  

 **WA** WEB ADVISOR

 **Bb** BLACKBOARD

[Intranet](#)  
[Campus Email](#)  
[Safety](#)

[Map & Directions](#)  
[Accreditation](#)  
[Site Index](#)

Select Language   
 Powered by **Translate**

© Cuyamaca College

## FACULTY INTRO PAGE FEATURE DESCRIPTIONS

- **Instructor Content** (WYSIWYG): text, links, images and more– the functionality of this area is similar to MS Word.
- **Left Navigation:** the left navigation allows you to organize and navigate through the site. You may change what is displayed on the left navigation.
- **Breadcrumbs:** shows the path to the current page – a user can click a page in the breadcrumbs path and return to that page. This information is pulled from the *Display Name*.
- **Faculty Member Image (not to be confused with Impact Image):** A Faculty Member Image is a photo of the Faculty member.
- **Course Accordions:**
  - Accordions: an accordion heading will drop down when clicked and display additional information.
  - You may also make a course accordion a link to another page on your site, a file or an external page.

### Optional Features on Faculty Intro Page (Please see Standard Page Options for Display and How-tos)

- **Impact Image:** An Impact Image will display on the top of the page.
- **Left Column:**
  - Call to Actions: This will create a “button” that will redirect you to important information.
  - Contact Information: Allows you to display contact information for your department or yourself.
- **Right Sidebar/Column-Widgets:** This will add a new column on the right side of the page. The Widgets available to you include: *Content, Events, RSS Feed, Video, Image and List of Links*
- **Google Map:** You have the option to insert a location on your page using Google Maps.
- **Last Updated Date:** This option will show when your webpage content was last updated.