



Conversations about Student Success...

Part IV

Cuyamaca College's Personal Development Counseling (PDC) Programs



www.cuyamaca.edu/pdc

What is Personal Development Counseling (PDC)?

Academic Counseling


- Study Skills
- Educational Planning
- Goal Setting
- Decision Making
- Time Management

Career Counseling

- Choosing a major
- Career Exploration
- Personality Assessment
- Vocational Assessment
- Workforce Professional Development (soft skills)

Personal/Social Counseling

- Motivation
- Persistence
- Communication



PDC Programs

Basic Skills programs

Learning Communities (linked with Math and English)
 First Year Success Program
 Comprehensive Orientation and Assessment
 Orientation for Arabic Speaking CalWORKS recipients

“PDC for HS” programs

Outreach programs offered on every campus in GUHSD
 New “College for Me” at Helix Charter
 Online classes for “Juvenile Court School” youth

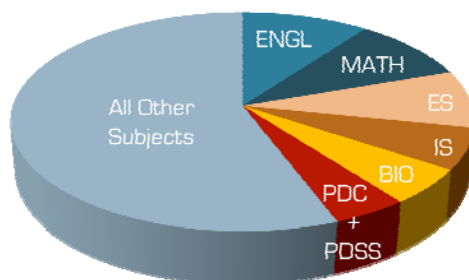
Campus programs

Online
 Blended
 “Traditional”
 PDSS courses – students with disabilities



Fall 2008 Top Subjects

Top Subjects by Enrollment



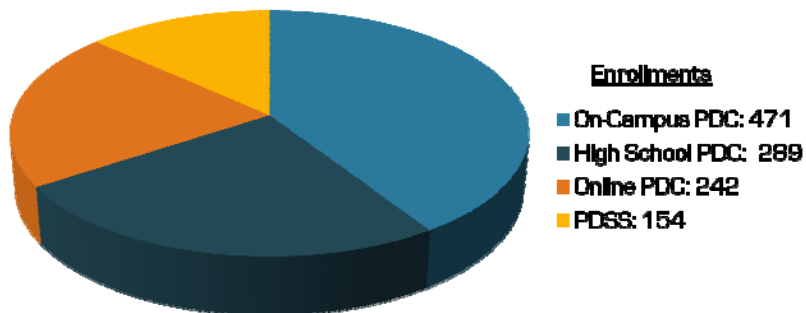
- ENGL: 10.2%
- MATH: 9.5%
- ES: 8.5%
- IS: 6.1%
- BIO: 5.3%
- PDC+PDSS: 4.8%
- Other: 55.8%

Fall 2008 PDC/PDSS Cohort



- This study includes all Fall 2008 PDC and PDSS students at Cuyamaca College...

Total: 1,090 students with 1,156 PDC/PDSS enrollments

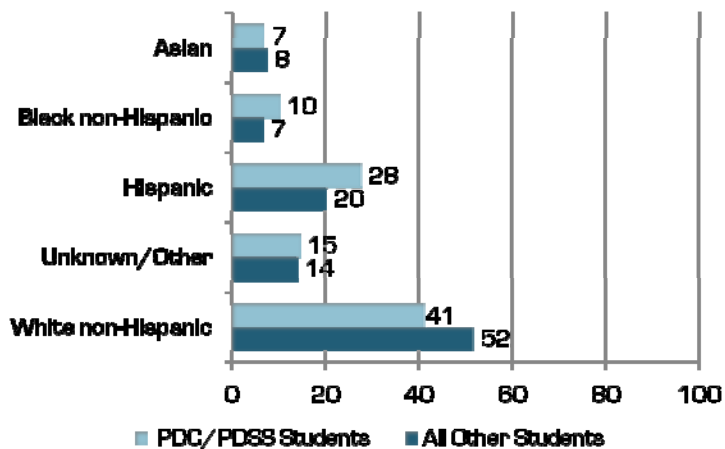


There were 9,351 students in Fall 2008, and 1,090 (11.7%) of those students took PDC and/or PDSS.

Fall 2008 PDC/PDSS Cohort

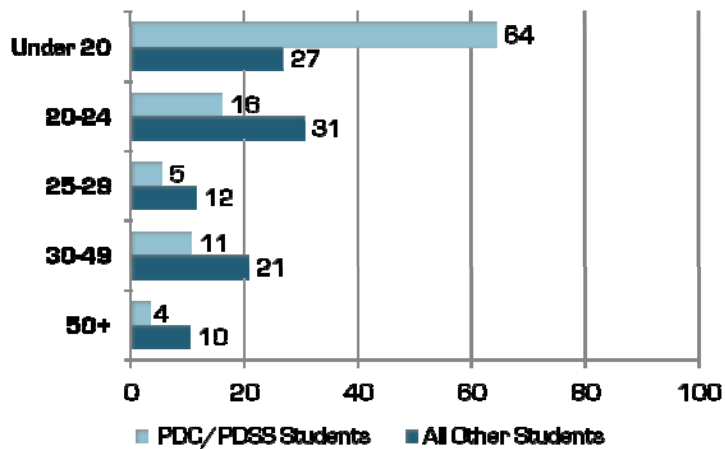


- Student Ethnicity (Percent)





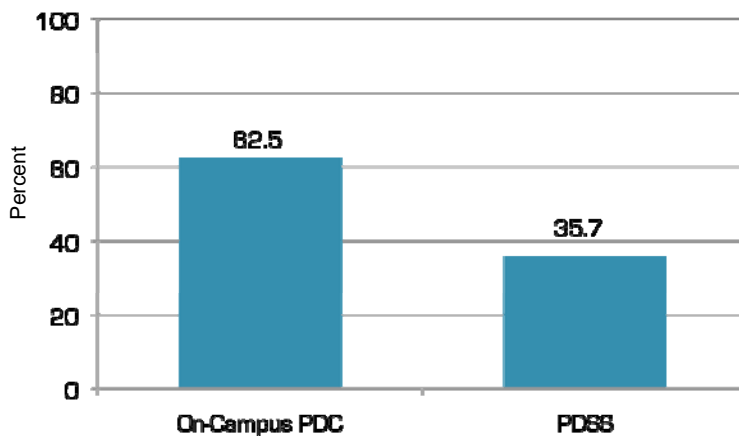
Fall 2008 PDC/PDSS Cohort

• Student Age (Percent)



Fall 2008 PDC/PDSS Cohort

• Basic Skills Students



Percent of PDC students assessed into or concurrently taking a Basic Skills English, ESL and/or Math course.

Success Rate of Students Enrolled in Math 088 (Prealgebra) linked with PDC 130



All Students

Underrepresented Students

| | Learning community | Non-learning community |
|--------------------|--------------------|------------------------|
| Semester | Percent | Percent |
| Fall 2008 | 60.0% | 50.0% |
| Spring 2009 | 68.6% | 60.3% |
| Combined semesters | 64.6% | 54.7% |

| | Learning community | Non-learning community |
|--------------------|--------------------|------------------------|
| Semester | Percent | Percent |
| Fall 2008 | 38.5% | 43.2% |
| Spring 2009 | 63.2% | 45.5% |
| Combined semesters | 53.1% | 44.2% |

Persistence Rate of Students Enrolled in Math 088 (Prealgebra) linked with PDC 130

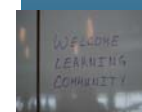


All Students

Underrepresented Students


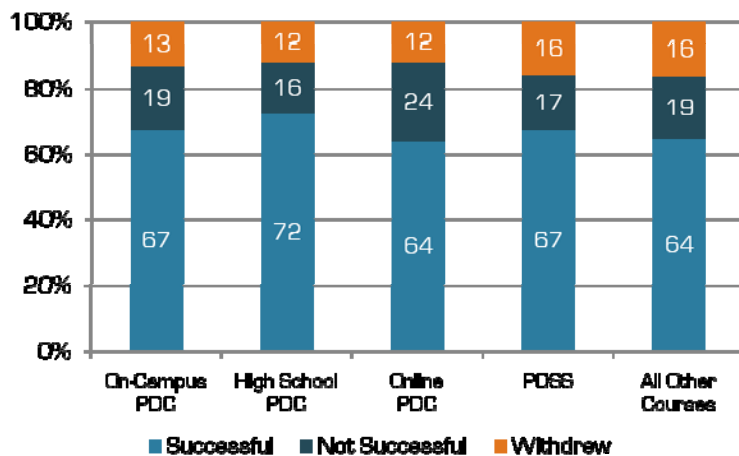
| | Learning community | Non-learning community |
|--------------------|--------------------|------------------------|
| Semester | Percent | Percent |
| Fall 2008 | 83.3% | 59.6% |
| Spring 2009 | 54.2% | 40.4% |
| Combined semesters | 66.7% | 50.0% |

| | | Learning community | Non-learning community |
|--------------------|----------------------|--------------------|------------------------|
| Semester | Re-coded Ethnicity | Percent | Percent |
| Fall 2008 | Underrepresented | 80.0% | 73.7% |
| | Not underrepresented | 81.8% | 44.0% |
| Spring 2009 | Underrepresented | 58.3% | 26.7% |
| | Not underrepresented | 75.0% | 40.0% |
| Combined semesters | Underrepresented | 64.7% | 52.9% |
| | Not underrepresented | 78.9% | 42.2% |



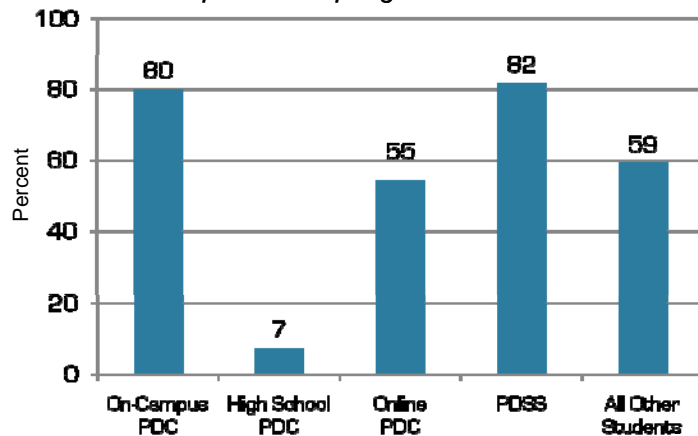
Fall 208: Who Passed?

- "What were students' success rates in PDC/PDSS?"



Fall 2008: Who Stayed?

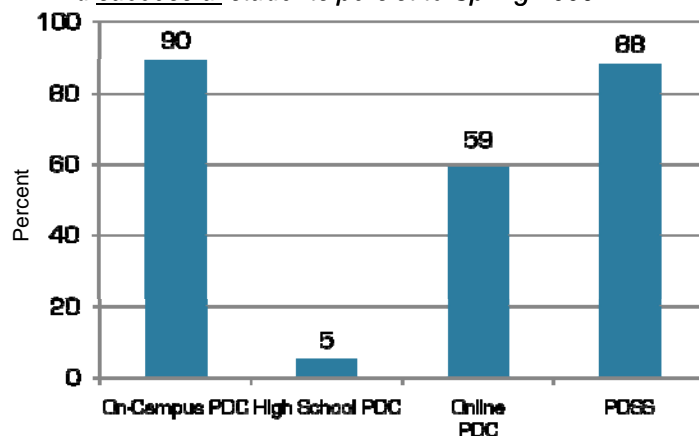
- "Did students persist to Spring 2009*?"



* Percent of Fall 2008 students who persisted to Spring 2009. Persistence is unduplicated within course type. Students taking more than one type of PDC course are represented once for each type.

Fall 2008: Who Stayed?

- "Did successful students persist to Spring 2009*?"

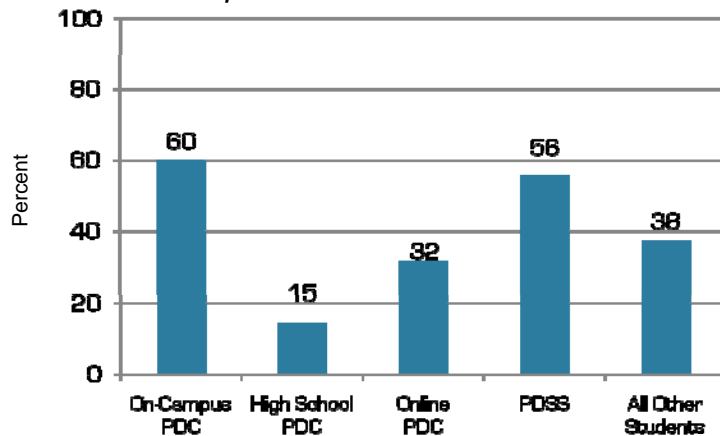


* Percent of Fall 2008 students successful in PDC/PDSS who persisted to Spring 2009. Persistence is unduplicated within course type. Students taking more than one type of PDC course are represented once for each type.



Fall 2008: Who Stayed?

- "Did students persist to Fall 2009*?"



* Percent of Fall 2008 students who persisted to Fall 2009. Persistence is unduplicated within course type. Students taking more than one type of PDC course are represented once for each type.

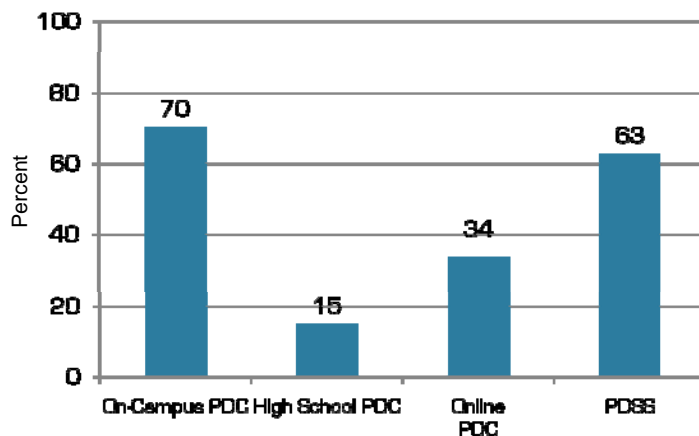


Ziggy, © 1996 Ziggy and Friends, Inc. Dist. by Universal Press Syndicate. Reprinted by permission. All rights reserved.

Fall 2008: Who Stayed?



- “Did successful students persist to Fall 2009*?”

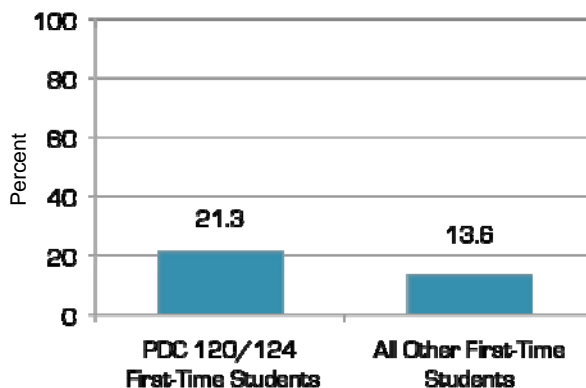


* Percent of Fall 2008 students successful in PDC/PDSS who persisted to Fall 2009. Persistence is unduplicated within course type. Students taking more than one type of PDC course are represented once for each type.

GCCCD Fall 2002: What next?



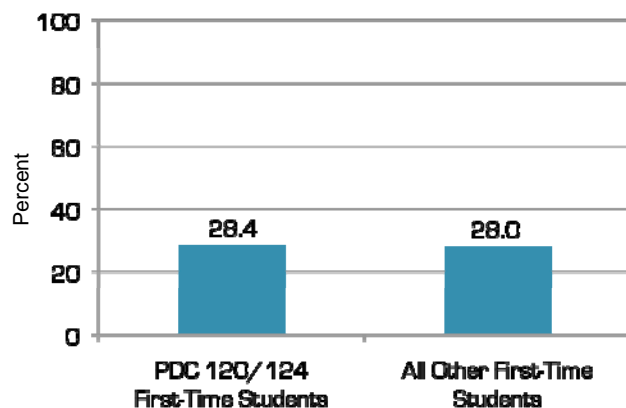
- Graduation Rates*



* Percent of Fall 2002 first-time GCCCD students with a goal of degree/certificate/transfer who earned a degree or certificate within 6 years.

GCCCD Fall 2002: What next?

- Transfer Rates*

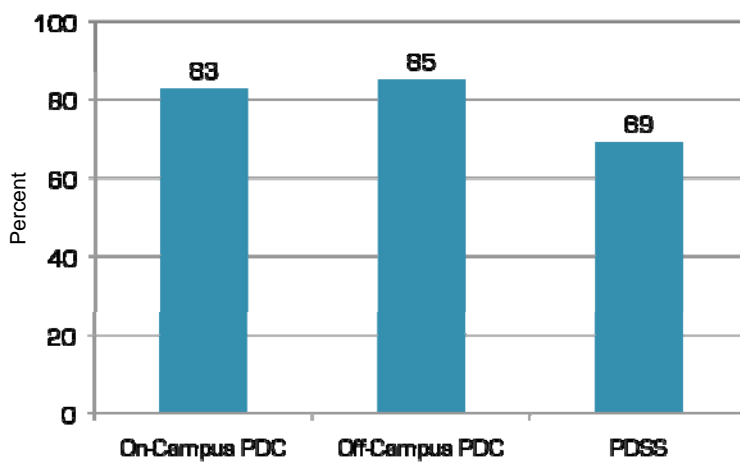


* Percent of Fall 2002 GCCCD first-time students with a goal of degree/certificate/transfer who transferred within 6 years.



Fall 2009 Survey:

How helpful was PDC with choosing/confirming a major/career?*

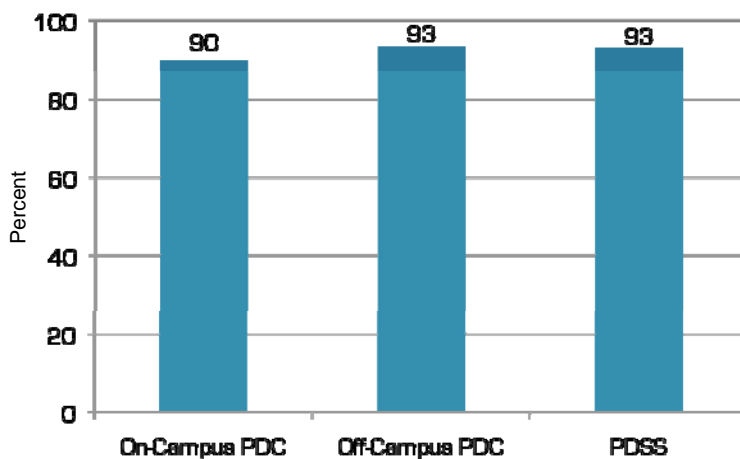


* Percentage of respondents indicating *helpful*, *very helpful*, or *extremely helpful* on a 5-point Likert scale ranging from *not helpful* to *extremely helpful*.



Fall 2009 Survey:

How helpful was PDC with improving your chances for success in college?

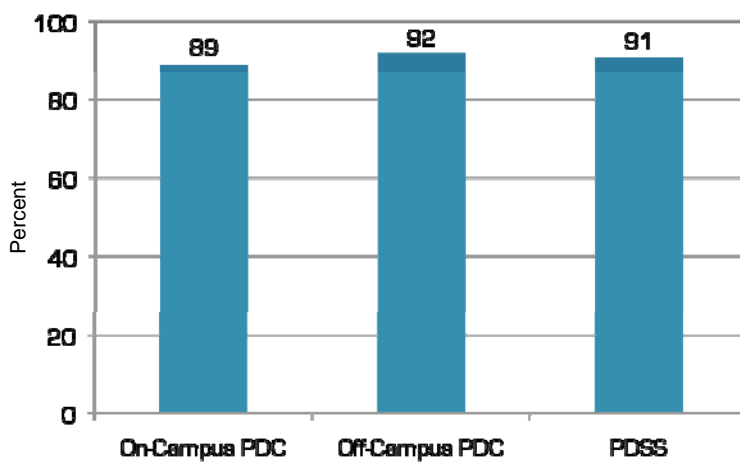


* Percentage of respondents indicating *helpful*, *very helpful*, or *extremely helpful* on a 5-point Likert scale ranging from *not helpful* to *extremely helpful*.




Fall 2009 Survey:

How helpful was PDC with improving your chances for success in your future career?



* Percentage of respondents indicating *helpful*, *very helpful*, or *extremely helpful* on a 5-point Likert scale ranging from *not helpful* to *extremely helpful*.





GROSSMONT-CUYAMACA
COMMUNITY COLLEGE DISTRICT

What do the Students and Faculty say?



Thank You!
GCCCD Board
Dr. Chancellor Miles
Jerry Buckley
Sarah Donnelly
Ron Manzoni
Dr. Tim O'hare
PDC Students
PDC Faculty

“Require PDC!”

Faculty
Snapshot



www.cuyamaca.edu/pdc